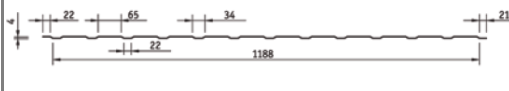

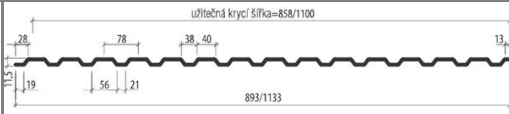
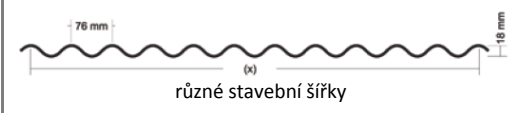

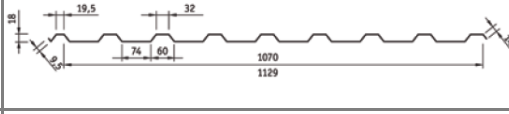
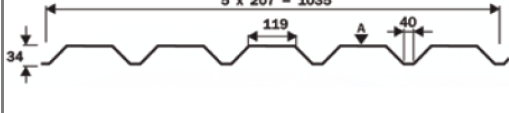
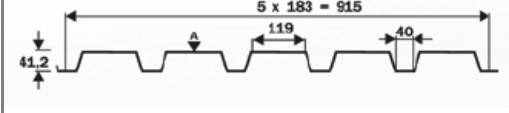
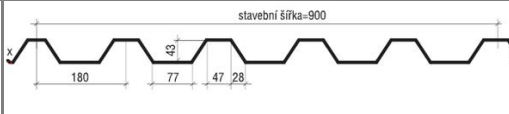
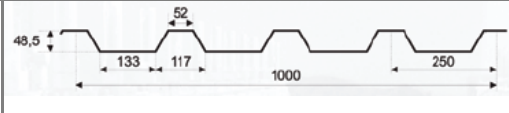


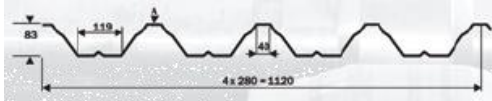
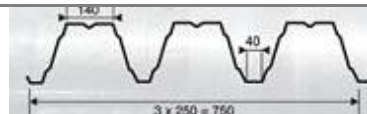

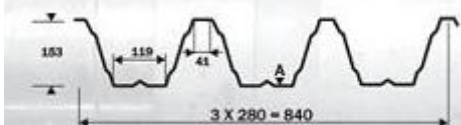


Popis profilu a použití	Rozměry profilu (mm)	Tloušťka (mm)	Hmotnost (kg/m ²)	Výrobní délka (mm)
T4/99 - F		0.45 0.5 0.63	3.72 4.19 5.20	500 – 4 000
T8/155 - F		0.5	4.36	500 – 8 000
T12/78 - F		0,50 0,55 0,63 0,70 0,75 0,80	4,54 5,00 5,73 6,36 6,82 7,27	500 – 8 000
T18/76 - V	 různé stavební šířky	0,25 0,30 0,35 0,40 0,50 0,55 0,63 0,70 0,75 0,88 1,00 1,25	2,35 2,82 3,29 3,76 4,70 5,17 5,92 6,58 7,04 8,26 9,39 11,74	400 – 12 000
T18/140 - FS		0,50 0,55 0,63 0,70 0,75 0,80	4,46 4,91 5,62 6,25 6,70 7,14	500 – 8 000
T20/134 - FS		0.50 0.63 0.75	4,59 5,78 6,75	500 – 12 000
T35/207 - FS		0,50 0,63 0,75 0,88 1,00	4,85 6,09 7,25 8,50 9,66	2 000 – 12 000
T40/183 - FS		0,50 0,63 0,75 0,88 1,00	5,46 6,89 8,20 9,62 10,93	2 000 – 12 000
T45/185 - FS		0,50 0,55 0,63 0,70 0,75 0,80 1,00	5,40 5,93 6,78 7,53 8,06 8,59 10,71	500 – 12 000
T50/250 - S		0,60 0,70 0,80 1,00	5,82 6,79 7,76 9,69	500 – 12 000
T50/250 Pr - S		0,63 0,75 0,88 1,00 1,25 1,50	6,20 7,40 8,70 9,90 12,40 14,90	500 – 12 000
T85/310 - N		0,70 0,80 1,00 1,20 1,50	7,48 8,54 10,65 12,76 15,92	500 – 12 000

Střešní krytiny | C – kazety | Trapézové plechy | Klempířské doplňky

Popis profilu a použití	Rozměry profilu (mm)	Tloušťka (mm)	Hmotnost (kg/m ²)	Výrobní délka (mm)
T85/280 - N		0,75 0,88 1,00 1,25	8,21 9,64 10,95 13,69	1 000 – 13 500
T106/250 - N		0,70 0,75 0,88 1,00 1,25 —	9,09 9,73 11,42 12,98 16,22	1 000 – 12 000
T135/310 - N		0,75 0,88 1,00 1,25 1,50	9,68 11,35 12,90 16,13 19,35	2 000 – 13 500
T150/280 - N		0,75 0,88 1,00 1,25	10,93 12,82 14,57 18,21	1 000 – 12 000